





GUANGZHOU PERFECT KITCHEN EQUIPMENT CO.,Ltd

From : Carter Huang
 Tel: +86-20-62746208
 Mobile: +86-13622889359











Email: manufacturer@perfectkitch.com
 Skyp: perfectkitchen
 Whatsapp: +8613622889359












Address: NO.2 Anping North 2 Road, Anping Industrial Area, Zhongluotan town, Baiyun district, Guangzhou City, China

Catalogue

Pictures	Name	Model	Size mm	Note
	Semi-automatic Meat Slicer slicer diameter 195mm Stainless steel blade Cutting thickness: 0~10mm	195ES-6	386*377*330	220V/50HZ 180W
 Made of Aluminum	Semi-automatic Meat Slicer slicer diameter 220mm Stainless steel blade Cutting thickness: 0~10mm	220ES-8	465x355x430	220V/50HZ 320W
	Semi-automatic Meat Slicer slicer diameter 250mm Stainless steel blade Cutting thickness: 0~10mm	250ES-10	585x465x455	220V/50HZ 320W
	Semi-automatic Meat Slicer slicer diameter 300mm Stainless steel blade Cutting thickness: 0~15mm	300ES-12	635x535x525	220V/50HZ 420W
	Automatic meat slicer · Reciprocating power:300W · Slicing power:250W · Blade dia: 300mm · Cutting thickness: 0~15mm · Slicing speed: 37times/minute	SL-300E	700*600*750	Economical type
	Automatic meat slicer · Reciprocating power:300W · Slicing power:250W · Blade dia: 300mm · Cutting thickness: 0~15mm · Slicing speed: 37times/minute	SL-300B	730*710*840	Luxury Type
	Automatic meat slicer Standing Type · Reciprocating power:750W · Slicing power:750W · Blade dia: 350mm · Cutting thickness: 0~15mm · Slicing speed: 40 times/minute	IS-350	105*84*160	Standing Type
	8# Meat grinder 220V/50HZ 300W wish 1 crossing knives	TC8	465*320*490	

	12# Meat grinder <ul style="list-style-type: none"> Can twist a mass of meat into minced meat Made of stainless steel Easy to be used, safe and durable. Power: 550W 	TC12	400*310*530	
	22# Meat grinder <ul style="list-style-type: none"> Can twist a mass of meat into minced meat. Made of stainless steel Easy to be used, safe and durable. Power: 900W Amount of grinding: 220kg/h 	TC22	430*320*550	
	Meat grinder 380V/50HZ 1100W wish 2 kidney press plates 2 crossing knives	TC22I	595*365*600	
	Meat grinder 380V/50HZ 1500W wish 1 crossing knives	TC32	890*540*880	
	Fresh meat slicer <ul style="list-style-type: none"> Rated Power: 300W Cutting thickness: 2.5mm Cutting amount: 300kg/h Rotational speed: 172 ± 10% r/min 	SL-48	525x410x485	<ul style="list-style-type: none"> Material: anodized aluminum and stainless steel, stainless steel blade. Can be used to cut fresh meat into pieces.
	Fresh meat slicer and grinder <ul style="list-style-type: none"> Rated Power: 300W Cutting thickness: 2.5 mm Cutting amount / grinding amount: 100kg/h Rotational speed: 172 ± 10% r/min 	JQ-48	640x340x420	Material: anodized aluminum and stainless steel, stainless steel blade. <ul style="list-style-type: none"> Can both to cut fresh meat into pieces and grind meat into minced meat.
	Fresh meat slicer <ul style="list-style-type: none"> Rated Power (W): 450x2 Cutting thickness: 5.0 mm Cutting amount: 360kg/h Rotational speed: 172 ± 10% r/min 	SL-92	630x630x960	Material: anodized aluminum and stainless steel, two groups of stainless steel blades. <ul style="list-style-type: none"> Can be used to cut fresh meat into pieces and slices.
	hamburger patty maker	HMG10	350*305*340	
	Manual Hamburger Patty Press <ul style="list-style-type: none"> Beautiful design anodized aluminum body and stainless steel patty bowl. Manual operation, easy to be used Patty Dia. : 100/130mm 	H100	300x165x262	Patty Dia. : 100mm
		H130	300x165x262	Patty Dia. : 130mm
	Single Head Cheese Grater Power: 550W;Grater Capacity: 40kg/h Grater opening size: 150*95mm 1pc/ctn	MG22MD	490*325*485	


	Double Heads Cheese Grater & Meat Mincer Machine;Power: 900W Mincer Capacity:180kg/h Grater Capacity: 60kg/h Grater opening size: 150*95mm 1pc/ctn	MG32MD	490*325*485	
	Manual Meat Tenderizer/ Stripper Capacity: 120kg/h	TR8MH	360*210*480	
	Electric Meat Tenderizer/ Stripper Power: 350W Capacity: 200kg/h	TR8SH	480*250*480	
	Meat Stripper Attachment	MSA		
	Meat Stripper Attachment	TAA		
	Meat Stripper Attachment	TAB		
	Table Top Bone saw machine 220V/0.55KW 201# Stainless steel Cut thickness:4-180MM Saw line speed:15M/S	JG210B	520X490X840	Net weight :45KG all stainless steel body
	J-310 Bone saw • Thickness of saw blade: 0.5mm Length of saw blade: 2000mm • Cutting thickness: 5~180mm • Cutting height: 0~260mm	J-310	640*610*1160	• Power: 1100W • Size of work bench: 560*425mm • Rotational speed: 1420times/minute
	Standing Bone saw machine 380V/2.7KW 201# Stainless steel Cut thickness:30-250MM Saw line speed:20M/S	JG300B	830X830X1750	Net weight: 145KG all stainless steel body
	Potato Peeler Power : 0.37kW Capacity : 8kg Outer Spray Paint	PP8	490*470*840	Iron Body Net weight: 52KG
	Potato Peeler Power : 0.75kW Capacity : 15kg Outer Spray Paint	PP15	620*530*920	Iron Body Net weight: 67KG
	Potato Peeler Power : 1.5kW Capacity : 30kg Outer Spray Paint	PP30	950*670*950	Iron Body Net weight: 116KG














	Potato Peeler Power : 0.37kW Capacity : 8kg Outer Stainless Steel	PP8A	490*470*840	Stainless Steel Body Net weight: 52KG
	Potato Peeler Power : 0.75kW Capacity : 15kg Outer Stainless Steel	PP15A	620*530*920	Stainless Steel Body Net weight: 67KG
	Potato Peeler Power : 1.5kW Capacity : 30kg Outer Stainless Steel	PP30A	950*670*950	Stainless Steel Body Net weight: 116KG
	Vegetable cutter Voltage: 220V/50Hz--550W 5pcs knife discs Grater discs: 3mm, 4.5mm, 7mm;Slicer discs: 2mm, 4mm;Drain disc	VC55 MF	580*300*540	
	Vegetable cutter Voltage: 220V/50Hz--750W 5pcs knife discs Grater discs: 3mm, 4.5mm, 7mm;Slicer discs: 2mm, 4mm;Drain disc	VC65 MS	655*325*535	
	Food Cut up Machine Power : 0.37kW Productivity : 80kg/h Capacity : 5L Outer polishing	TQ5A	600*490*670	Net weight: 47KG
	SAUSAGE SLICER	HSS-18	340*155*210	Net weight:2.5KGS
	(Vegetable Cutter) Power : 1.1kW Power : 0.75kW (3~220V) Voltage : 220V Conveyor Belt Width : 160mm	QC160	1260*710*1220	Outer Stainless Steel 220 kg
	Dough Divider Power : 0.75kW Pieces : 36 Scope : 30-100g Working way : Mechanism	HDD36B	610*520*1490	
	Bread Slicer Power : 0.25kW Thickness : 28pcs, 1.2cm	TR350	800*580*1240	Outer spray paint / 28 slices net weight:81KGS
	Bread Slicer Power : 0.25kW Thickness : 30pcs, 1.2cm	TR12	850*690*920	Outer spray paint / 30 slices net weight:84KGS

	Bread Slicer Power : 0.25kW Thickness : 30pcs	TR380	115*66*145	1.2cm Outer spray paint/30 slices
	Pizza Dough Roller Machine 120r/min	PY10	530*530*650	net weith:39KGS
	Mini Egg Mixer 5L Economy model	B5		
	Mini Egg Mixer 7L heavy duty whole metal body	B7	470*300*485	
	Food Mixer 10L power: 500W	B10	450*370*600	weight: 48Kg
	Food Mixer Bowl Capacity:20L Power:1.5KW	B20B	560*435*850	Mixing Speed:130/420r/min Net Weight:98KGS
	Food Mixer Bowl Capacity:30L	B30	580*450*870	Mixing Speed:130/420r/min Net Weight:105KGS
	Food Mixer Bowl Capacity:40L Power:1.5KW	B40	770*625*1100	Power:2.2KW Net Weight:220KGS Mixing Speed: 80/160/185/370r/min
	Food Mixer Bowl Capacity:50L Power:3.0KW	B50	770*625*1130	Net Weight:240KGS Mixing Speed: 80/160/185/370r/min
	Food Mixer Bowl Capacity:60L Power:3.2KW	B60	800*625*1180	Net Weight:260KGS Mixing Speed: 80/160/185/370r/min
	Spiral Mixer Bowl Capacity:10L Power:0.55KW	HS10	720*380*760	
	Spiral Mixer Bowl Capacity:20L Power:1.5KW	HS20	730*390*900	Bowl speed:12/20r/min Net Weight: 90KGS Mixing Speed: 112/198r/min
	Spiral Mixer Bowl Capacity:30L Power:1.5KW	HS30	750*435*900	Bowl speed:12/20r/min Net Weight: 100KGS Mixing Speed: 112/198r/min
	Spiral Mixer Bowl Capacity:40L Power:3.0KW	HS40	840*480*1000	Bowl speed:12/20r/min Net Weight: 155KGS Mixing Speed: 112/198r/min

	Spiral Mixer Bowl Capacity:50L Power:3.0KW	HS50	840*480*1000	Bowl speed:12/20r/min Net Weight: 170KGS Mixing Speed: 112/198r/min
	Spiral Mixer Bowl Capacity:60L Power:3.0KW	HS60	840*480*1000	Bowl speed:12/20r/min Net Weight: 180KGS Mixing Speed: 112/198r/min
	Dough Sheeter Power : 0.75kW Thickness : 0.5~5mm Slice width : 150mm	MT12.5A	500*420*970	Production capacity : 10~20kg/h
	Dough Sheeter Power : 1.1kW Thickness : 2~10mm Slice width : 288mm	MT288	660*440*1020	Net weight 101KGS
	Standing Dough Sheeter Rated Frequency : 50Hz Power : 0.55kW	SS-520	2530*950*1200	
	Table Top Dough Sheeter Rated Frequency : 50Hz Power : 0.55kW	TS-520	1780*950*620	
	Toast Moulder 380mm Power 0.37KW 2000pcs each hour Range:50-300KGS	380 series	1390*660*1060	weight 238KGS
	Immersion Blender Voltage: 220V/220W 160MM Blender Tube 185MM Whisk No-load Speed: 15000RPM(Fixed Speed)	BLD160		Stick Length: 160MM; Whisk Length: 185MM
	Double s/s vertical stuffer	SV-3	560*330*250	SAUSAGE FILLER
	Double s/s vertical stuffer	SV-5	680*320*290	SAUSAGE FILLER
	Double s/s vertical stuffer	SV-7	830*320*330	SAUSAGE FILLER
	Double s/s vertical stuffer	SV-10	640*400*360	SAUSAGE FILLER
	Double s/s vertical stuffer	SV-12	690*400*360	SAUSAGE FILLER
	Double s/s vertical stuffer	SV-15	780*405*360	SAUSAGE FILLER
	Double S/S Horizontal Stuffer	SH-3	450*270*270	SAUSAGE FILLER
	Double S/S Horizontal Stuffer	SH-5	580*270*270	SAUSAGE FILLER
	Double S/S Horizontal Stuffer	SH-7	730*270*270	SAUSAGE FILLER

	Rapid Sausage Filler Heavy Duty&Luxury Type Net weight: 40KGS	SF-8L	450*350*1110	Bowl volume : 8L Manual Stand style
	Rapid Sausage Filler Heavy Duty&Luxury Type Net weight: 40KGS	SF-16	940*380*490	Bowl volume : 16L Manual Stand style
	Rapid Sausage Filler Power : 550kW Frequency : 50Hz Bowl dia. : Φ 200mm Productivity : 280kg/h Bowl Volume : 10kg	SF-150	53*41*138cm	Electric hydraulic style Net weight 118KGS
	Filling Mixer Power : 0.75kW Production capacity : 35L / times	BX35A	800*580*1140	
	Electric Soybean Milk Maker Power : 0.75kW Production capacity : 35kg/h	FDM100	380*350*830	Outer Spray Paint 31 / 40 kg
	Electric Soybean Milk Maker Power : 1.1kW Production capacity : 80kg/h	FDM 125	430*400*940	Outer Spray Paint 42 / 52 kg
	Electric Soybean Milk Maker Power : 3kW Production capacity : 200kg/h	FDM 180	550*515*1120	Outer Spray Paint 75 / 92 kg
	Floor & Sugar Trolley	FT-500	500*500*600	
	Table top Vacuum packing machine 0.75+0.5KW, 220V/50Hz vacuum inner size 440*420*75mm	DZ-400	550*480*600	stainless steel body
	Standing Vacuum packing machine 0.5+0.6KW vacuum inner size 520*500*130mm	DZ-500	610*520*920	stainless steel body
	Vacuum packing machine with double chamber 0.75KW+0.6KW vacuum inner size 550*450*115mm	DZ-400/2S B	1000*700*910	stainless steel body
	Electric Pizza oven	EB-1	910*820*430	Capacity: 4pcs pizza each time
	Electric Pizza oven	EB-2	910*820*750	Capacity: 8pcs pizza each time

	Electric Conyevor Pizza oven	LD-1S	1125*580*435	
	Electric Conyevor Pizza oven	LD-2S	1460*580*435	
	Gas oven	GB-328	800*830*595	
	Electric Oven	EB-8B	750*650*410	perspective tempered glass
	Perspective convection oven(Steamer) with fans and water inlet to steam food Look luxury;three trays 2 thermostats and 1 timer with over-heat protective device	EB-4A	595*530*570	Volts 220-240V Power:2.6KW
	Digital Perspective convection oven(steamer) with fans and water inlet to steam food Look luxury;4 trays 2 thermostats and 1 timer with over-heat protective device	EB-4B	595*530*570	Volts 220-240V Power:2.6KW
	Perspective convection oven(Steamer) with fans and water inlet to steam food Look luxury;three trays 2 thermostats and 1 timer with over-heat protective device	EB-4AL	695*610*490	Volts 220-240V Power:2.6KW
	Perspective convection oven(steamer) with fans and water inlet to steam food Look luxury;4 trays 2 thermostats and 1 timer with over-heat protective device	EB-8A	835*530*570	Volts 220-240V Power:5.8KW
	Electric Oven Capacity : 50L	EB-50RC	680*430*430	Power:2.4KW
	Hot Blast Circulation Electric Oven Frequency : 50Hz Power : 9kW Power : 0.45kW Rating input Power : 9.45kW	RCO-5	1200*1000*1100	5 deck/5 trays/one door/Mechanical control
	LPG Gas CONVECTION OVEN 10 TRAYS ,tray size 400*600	H-10D	900*1250*1410	10 TRAYS
	Electric 1-layer-2-tray 220/380V / 6.6 KW	HTD-20	1230*820*530	Tray size 40*60cm
	Electric 1-layer-2-tray 220/380V / 6.6 KW	HTD-30	1670*820*530	Tray size 40*60cm

	Electric 2-Layer-4-Tray 3N-380V/ 13.2 kw	HTD-20	1230*820*1250	Tray size 40*60cm
	Electric 2-Layer-6-Tray 3N-380V/ 16.8 kw	HTD-S-60	1670*820*1250	Tray size 40*60cm
	Electric, 3-Layer-6-Tray 3N-380V/ 19.8 kw	HTD-60	1230*820*1490	Tray size 40*60cm
	Electric, 3-Layer-9-Tray 3N-380V/25.2 kw	HTD-90	1670*820*1520	Tray size 40*60cm
	Gas, 1-Layer-2-Tray 220 V/1P/ 200w	HTR-20Q	1350*850*600	Tray size 40*60cm
	Gas, 1-Layer-3Tray 220 V/1P/ 200w	HTR-30Q	1350*850*600	Tray size 40*60cm
	Gas, 2-Layer-4-Tray 220 V/1P/ 200w	HTR-40Q	1350*850*1340	Tray size 40*60cm
	Gas, 2-Layer-6-Tray 220 V/1P/ 200w	HTR-S-60Q	1800*850*1200	Tray size 40*60cm
	Gas, 3-Layer-6-Tray 220 V/1P/ 300w	HTR-60Q	1350*850*1615	Tray size 40*60cm
	Gas, 3-Layer-9-Tray 220 V/1P/ 300w	HTR-90Q	1800*850*1615	Tray size 40*60cm
	Electric Oven 1 deck/ 2- trays Power : 6.8kW	PL-2	1270*830*610	Net weight: 72KGS 220V
	Electric Oven 2 deck/4- trays Power : 13.6kW	PL-4	1270*900*1260	Net weight: 135KGS 380V
	Electric Oven 2 deck/6- trays Power : 18kW	SL-6	1690*900*1260	Net weight: 192KGS 380V
Website:www.perfectkitch.com		E-mail:manufacturer@perfectkitch.com		

	Electric Oven 3 deck/6- trays Power : 20.4kW	PL-6	1270*900*1560	Net weight: 178KGS 380V
	Electric Oven 3 deck/9- trays Power : 27kW	SL-9	1690*900*1560	Net weight: 250KGS 380V
	Gas Oven Energy : LP Gas Pressure : 2800-3000Pa Heat load : 28MJ/h Gas consumption : 0.48kg/h Temperature range : Room temp. ~300°C	QL-2	1400*930*750	Net weight: 108KGS
	Gas Oven Energy : LP Gas Pressure : 2800-3000Pa Heat load : 56MJ/h Gas consumption : 0.82kg/h Temperature range : Room temp. ~300°C	QL-4	1400*950*1460	Net weight: 210KGS
	Gas Oven Energy : LP Gas Pressure : 2800-3000Pa Heat load : 56MJ/h Gas consumption : 0.82kg/h Temperature range : Room temp. ~300°C	QL-6	1400*950*1810	Net weight: 300KGS
	Electric Convection Oven With Proofer Oven Capacity:5 trays , dim: 40x60 cm Proofer capacity : 10 trays (40 x 60) 380V/12KW	BSD-101S		
	Electrivi Proofer Power : 2700W Standard Pans : 13	FX-13	780*550*1990	Net weight: 44KGS
	Electrivi Proofer Power : 2700W Standard Pans : 26	FX-26	1030*780*1990	Net weight: 65KGS
	Rotary Convection Oven Rating input Power : 38kW Power : 1.5kW Power : 0.37kW Power : 36kW Tray Num : 22 Temperature : 0~300°C	RCO-30	1500*2270*2270	Mechanical control, S/S 430 Front, Spray painted body